
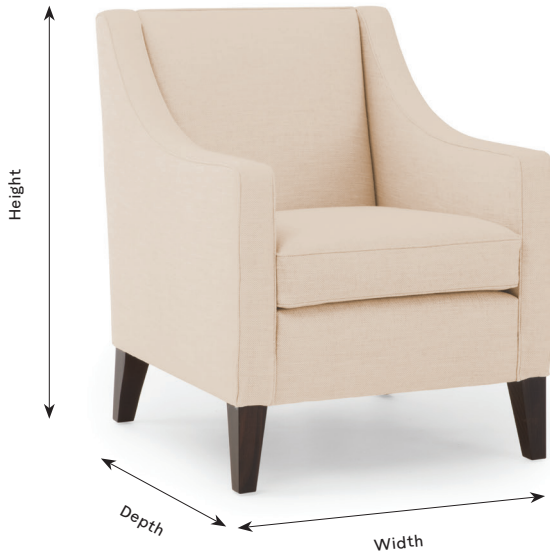


# KINGCOME

## Claude Armchair
















<b>Product Details</b>	<b>Armchair</b>
Elegant, timeless, and gracefully proportioned, with clean lines and a sprung back.	Width: 66cm Depth: 75cm Height: 83cm
<b>Materials and Construction</b>	  *Size Shown
The Claude armchair features a tapered leg with a traditional rich brown stained walnut finish and a foam and Dacron cushion filling for balanced and firm support; comfortable, yet robust, and low maintenance.	



# KINGCOME

## Claude Armchair <sup>®</sup>(K)



Velvet	Herringbone	
 Cream	 Beige	 Aqua
 Stone	 Sand	
 Taupe	 Tapestry Blue	 Forest
 Aqua	 Sage	
 Dark Blue	 Red	
 Cactus		
 Khaki		
 Camel		
 Copper		